

HOLIDAY HOMEWORK

V.K.G

English: Write Capital letters A to Z and small letter a to z [5 times] and learn phonetic sound. Write 10 words of sound a, e with pictures. [2 times]

English Pre-Primer: - Do page No-9, 11, 14 and 17.

English Writing Book: - Do page No-2 to 20.

हिन्दी: - अ से ज्ञ तक स्वर तथा व्यंजन को लिखकर अभ्यास करें। दो, तीन तथा चार अक्षर 10-10 शब्दों का लिखित तथा मौखिक रूप से चित्र सहित अभ्यास करें।

स्वर भारती: - पृष्ठ सं. 4 से 20 तक पढ़ी तथा उनका अभ्यास कार्य करो।

स्वर सुलेख: - पृष्ठ सं. 3 से 20 तक पुस्तक कार्य करो।

Maths: - 1-100 Counting, Table of '2' [5 times] 10 Add and 10 Subtract sums. Maths Book: - Do page No-3 to 20.

E.V.S (Nature Around Us): - Complete book work of Ch. No. 1, 2 and 3.

Drawing: - Do page No-1 to 15.

Activity: - Make a flash card of phonetic sound with a to z in shape of any fruit.

Make a 'Book Mark' using waste material.

Important Note



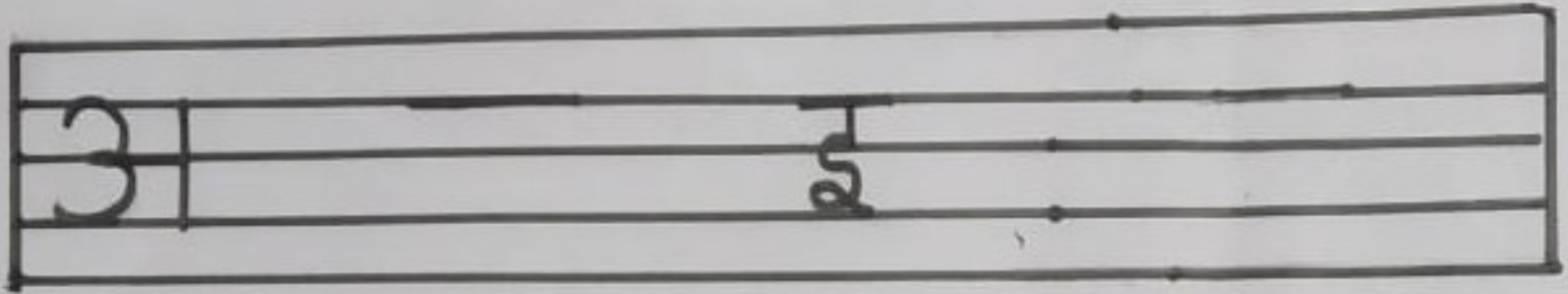
- Revise and learn all the work that has been done on the WhatsApp classes.
- All the students are required to do the work done till now in the WhatsApp classes in their fair notebooks and books.
- All holiday's home work will be done in separate notebook.

चन्द्रभानू मैमो रियल पब्लिक स्कूल
वीएम अकादमी कार्य
कक्षा - यू.क.जी


हिन्दी

नाम-

1. रिक्त स्थानों में उचित स्वरों की पूर्ति कीजिए



2. व्यंजन - वर्णों को सही क्रम में लगाओ



ब प ल क

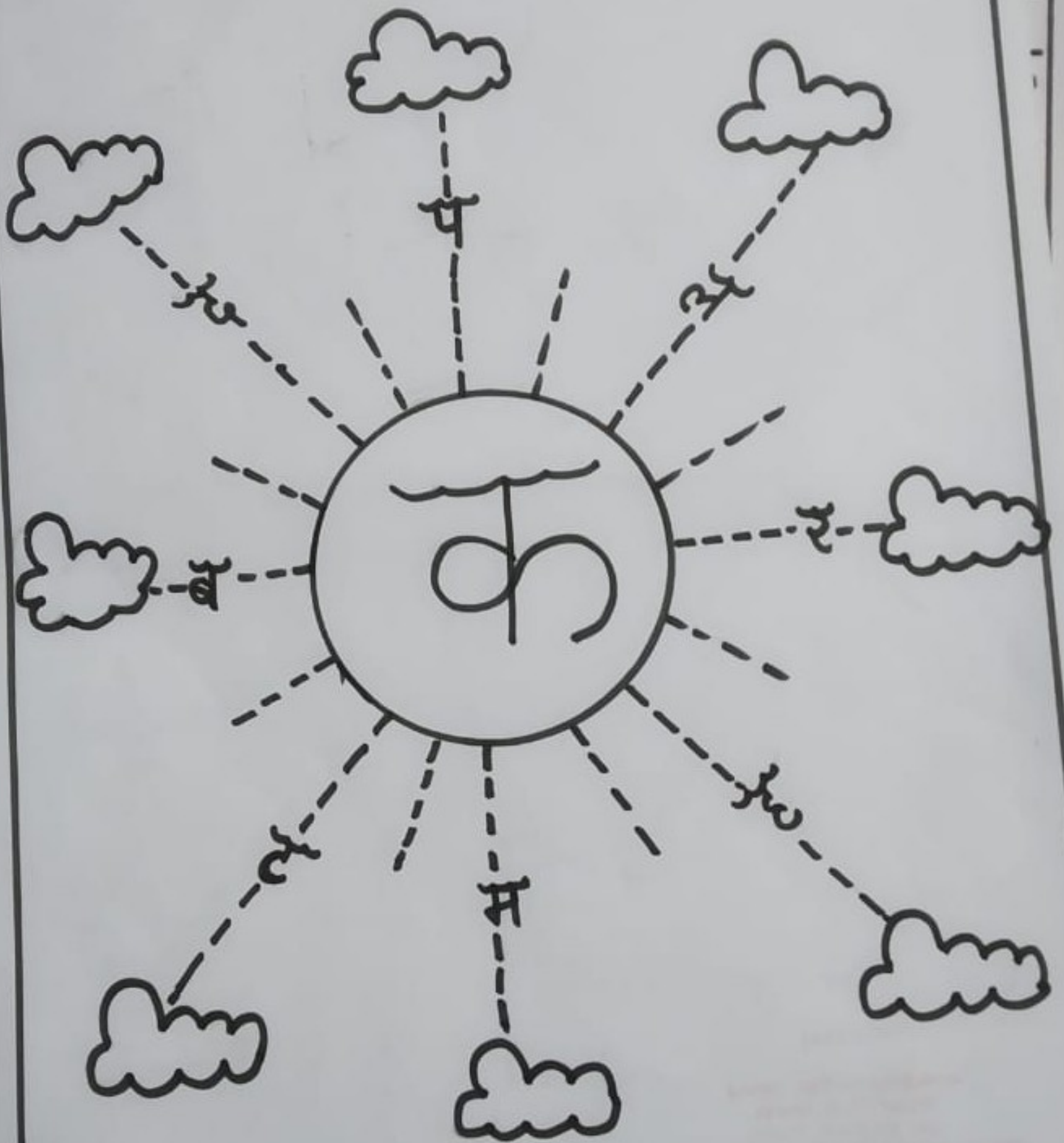
||
||
||
||

||
||
||
||

||
||
||
||

||
||
||
||


3. शब्द पूरा करो ।-



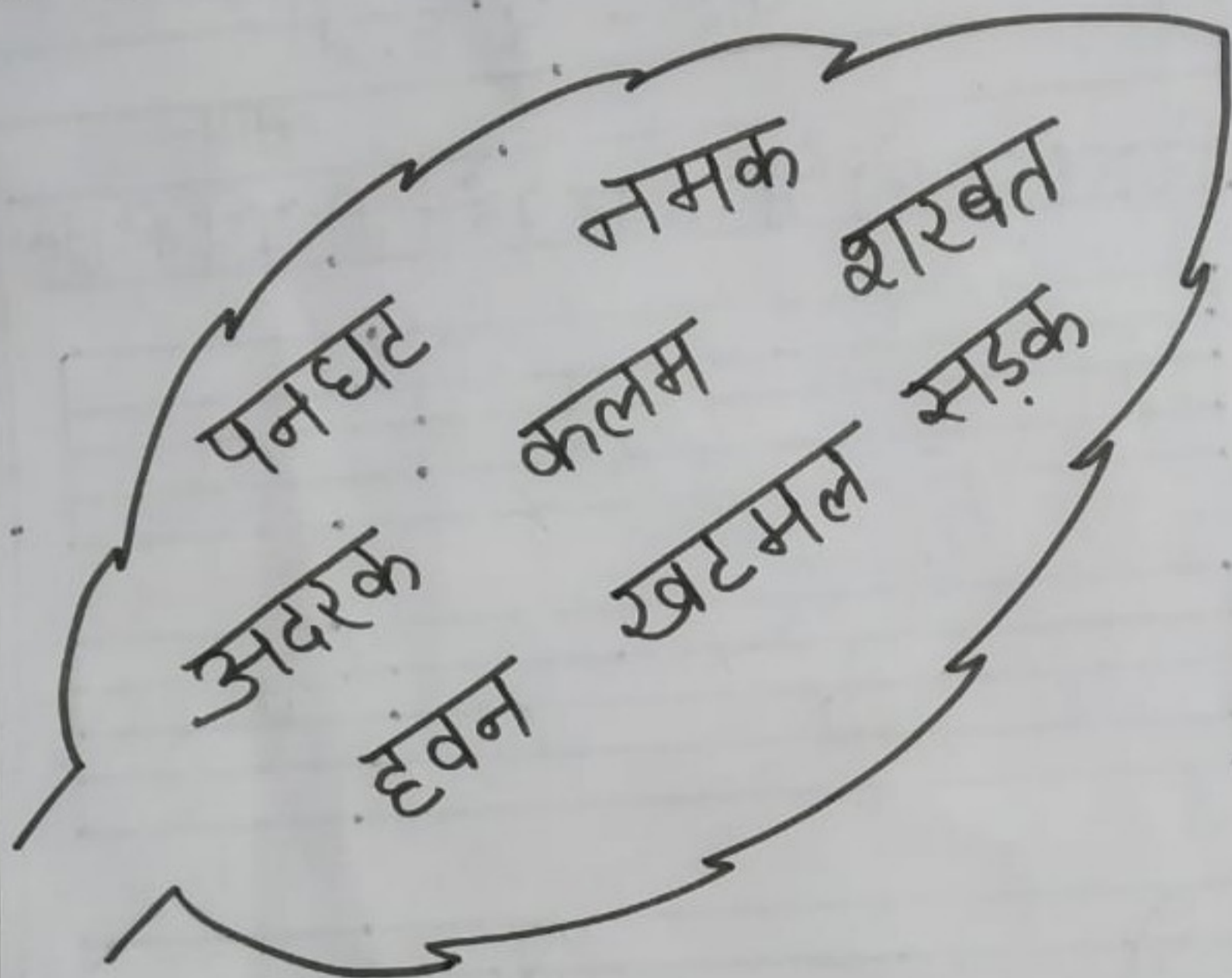
4. खाली स्थान भरो :-



यश ~~~~~ चल। (घर / मगा)
~~~~~ पर चढ़। (कप / बस)  
नमन ~~~~~ भर। (दुल / जगा)



5. तीन व चार अक्षर के शब्द छाँटकर लिखो



तीन

—

—

—

—

चार

—

—

—

—

# English

1. Fill missing combination letters :-

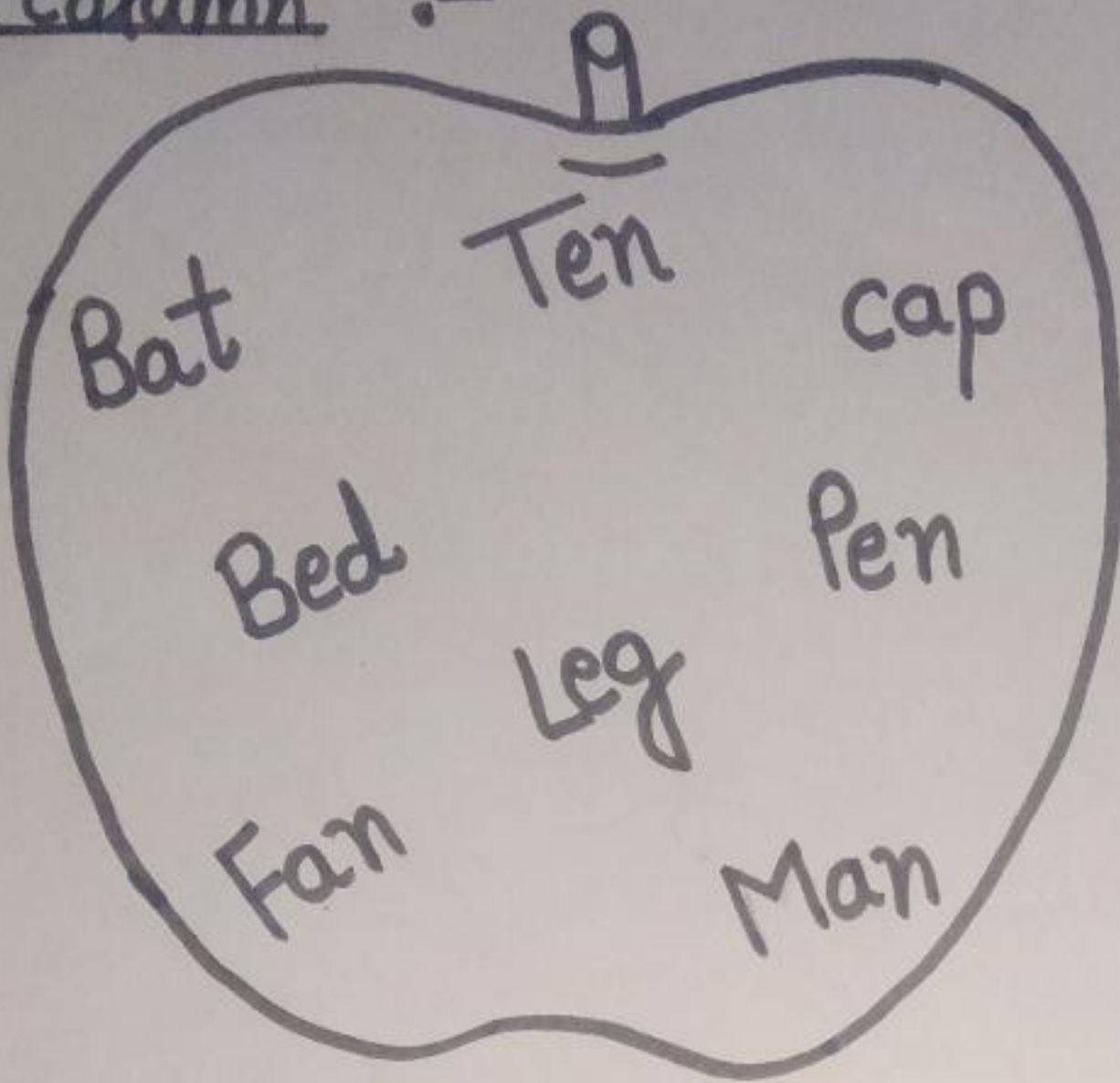
|       |       |       |       |       |
|-------|-------|-------|-------|-------|
| Aa    | _____ | _____ | Dd    | _____ |
| _____ | Gg    | _____ | _____ | Jj    |
| _____ | _____ | Mm    | _____ | _____ |
| Pp    | _____ | _____ | Ss    | _____ |
| _____ | Vv    | _____ | _____ | Yy    |
|       |       | _____ |       |       |

2. What comes after :-

|     |                                                                                     |  |  |  |     |                                                                                     |  |  |  |
|-----|-------------------------------------------------------------------------------------|--|--|--|-----|-------------------------------------------------------------------------------------|--|--|--|
| (M) | <table border="1"><tr><td> </td></tr><tr><td> </td></tr><tr><td> </td></tr></table> |  |  |  | (o) | <table border="1"><tr><td> </td></tr><tr><td> </td></tr><tr><td> </td></tr></table> |  |  |  |
|     |                                                                                     |  |  |  |     |                                                                                     |  |  |  |
|     |                                                                                     |  |  |  |     |                                                                                     |  |  |  |
|     |                                                                                     |  |  |  |     |                                                                                     |  |  |  |
|     |                                                                                     |  |  |  |     |                                                                                     |  |  |  |
|     |                                                                                     |  |  |  |     |                                                                                     |  |  |  |
|     |                                                                                     |  |  |  |     |                                                                                     |  |  |  |
| (u) | <table border="1"><tr><td> </td></tr><tr><td> </td></tr><tr><td> </td></tr></table> |  |  |  | (B) | <table border="1"><tr><td> </td></tr><tr><td> </td></tr><tr><td> </td></tr></table> |  |  |  |
|     |                                                                                     |  |  |  |     |                                                                                     |  |  |  |
|     |                                                                                     |  |  |  |     |                                                                                     |  |  |  |
|     |                                                                                     |  |  |  |     |                                                                                     |  |  |  |
|     |                                                                                     |  |  |  |     |                                                                                     |  |  |  |
|     |                                                                                     |  |  |  |     |                                                                                     |  |  |  |
|     |                                                                                     |  |  |  |     |                                                                                     |  |  |  |
| (t) | <table border="1"><tr><td> </td></tr><tr><td> </td></tr><tr><td> </td></tr></table> |  |  |  | (x) | <table border="1"><tr><td> </td></tr><tr><td> </td></tr><tr><td> </td></tr></table> |  |  |  |
|     |                                                                                     |  |  |  |     |                                                                                     |  |  |  |
|     |                                                                                     |  |  |  |     |                                                                                     |  |  |  |
|     |                                                                                     |  |  |  |     |                                                                                     |  |  |  |
|     |                                                                                     |  |  |  |     |                                                                                     |  |  |  |
|     |                                                                                     |  |  |  |     |                                                                                     |  |  |  |
|     |                                                                                     |  |  |  |     |                                                                                     |  |  |  |



3. Find the sound of a, e and write the correct column :-






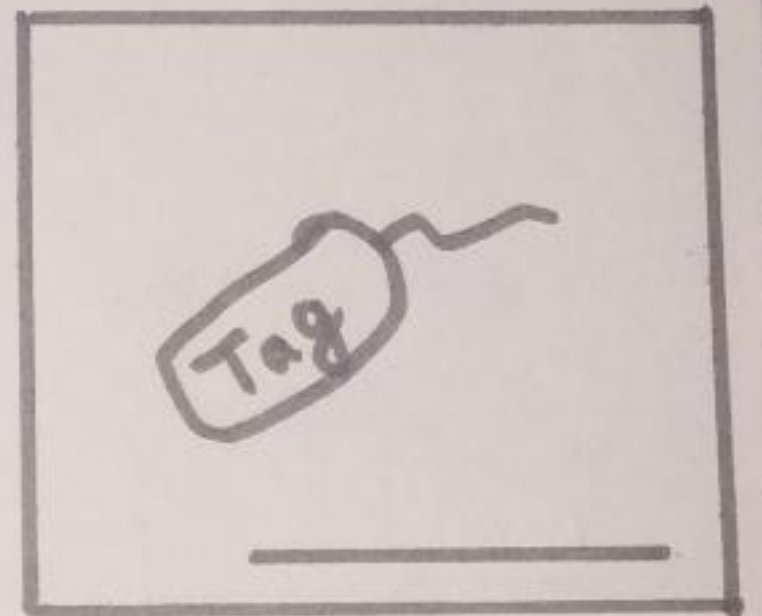

a

|  |
|--|
|  |
|  |
|  |
|  |
|  |
|  |

e

|  |
|--|
|  |
|  |
|  |
|  |
|  |
|  |

4. See and write :-



# PHONETIC SOUNDS

Aa १ Bb १ Cc १ Dd ३

Ee १ Ff ५ Gg १ Hh ६


Ii ३ Jj १ Kk १ Ll १

Mm १ Nn १ Oo ३ Pp ५

Qq १ Rr २ Ss २ Tt २

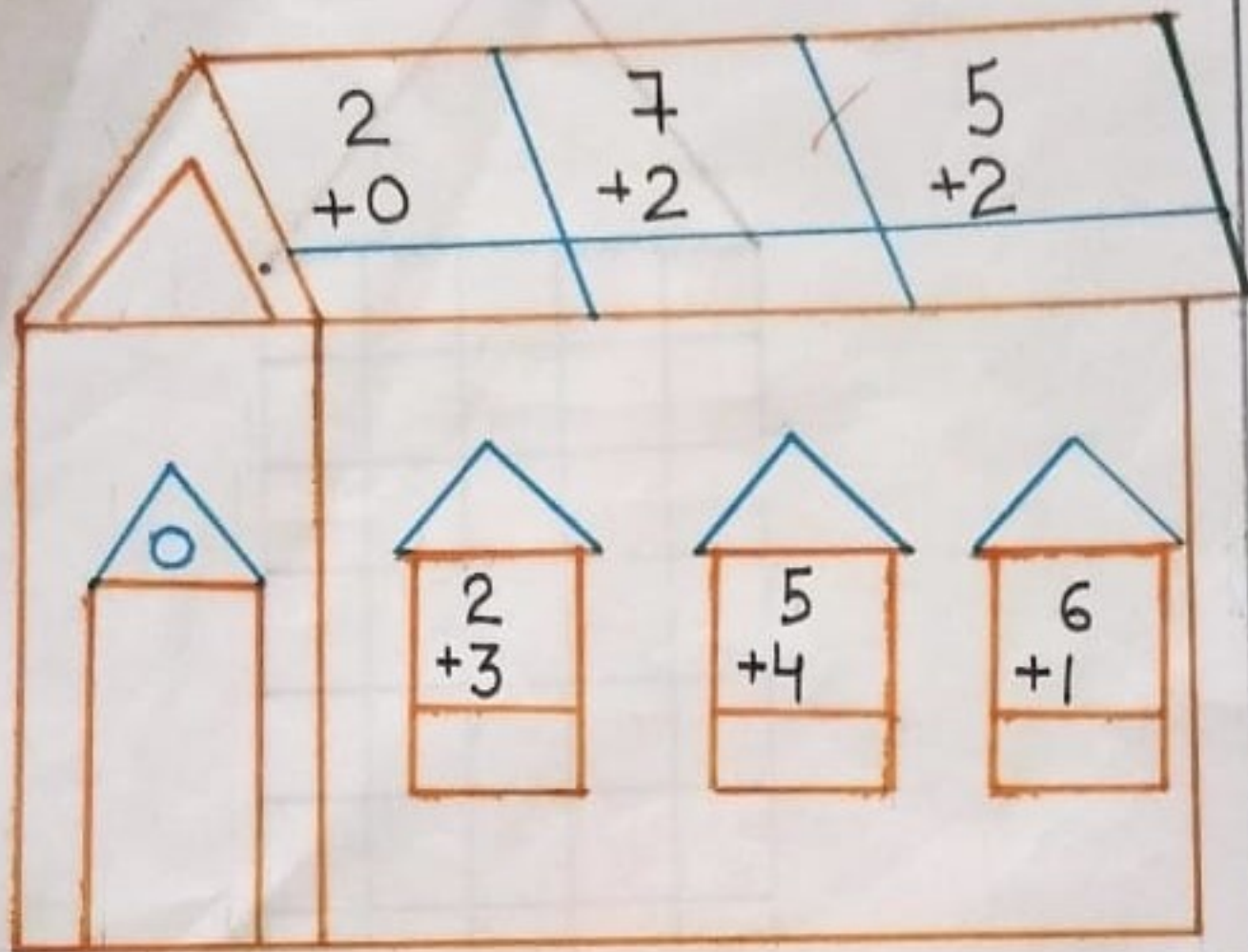
Uu ३ Vv १ Ww ६ Xx १

Yy २ Zz १





# Sums of Addition



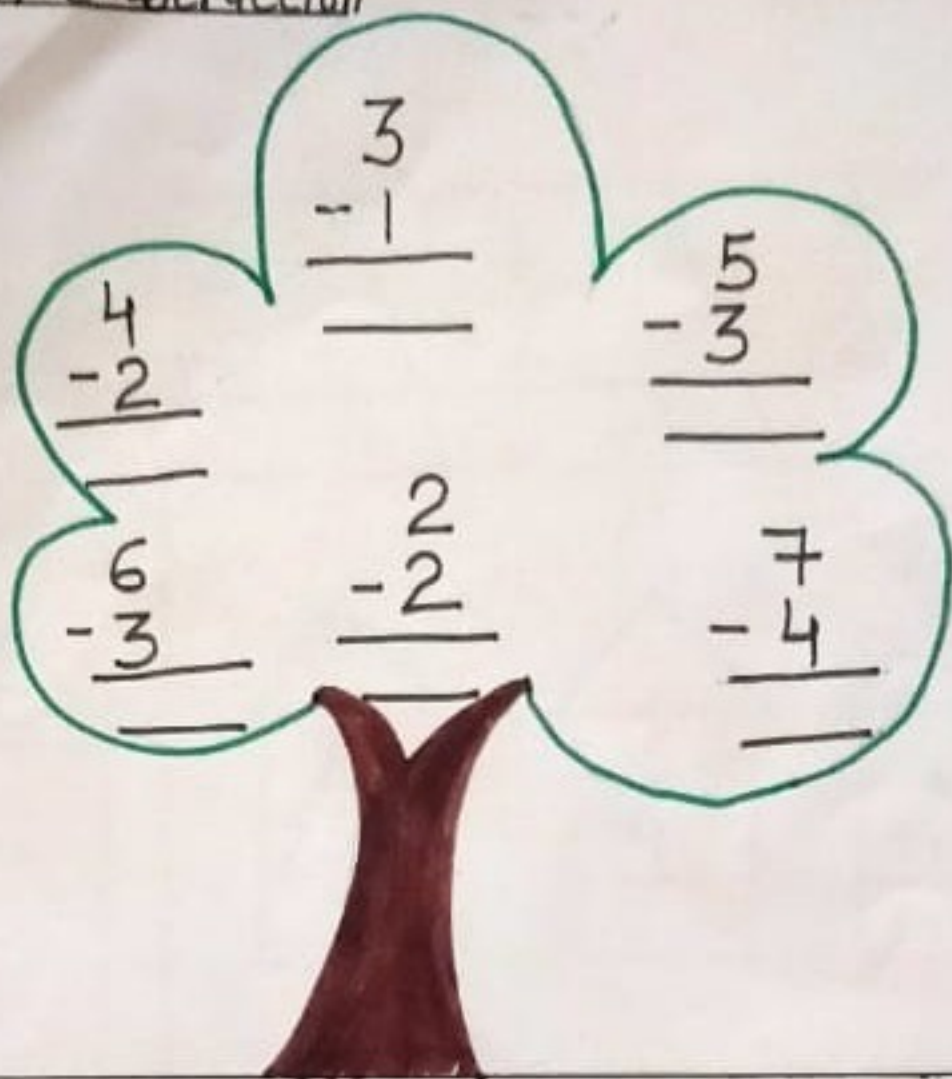
Match the numbers with their names.

|   |
|---|
| 1 |
| 2 |
| 3 |
| 4 |
| 5 |

|       |
|-------|
| THREE |
| TWO   |
| FOUR  |
| ONE   |
| FIVE  |



# Sums of Subtraction




Count the pictures and circle the correct number.



|   |   |   |
|---|---|---|
| 7 | 3 | 6 |
|---|---|---|



|   |   |   |
|---|---|---|
| 3 | 2 | 5 |
|---|---|---|

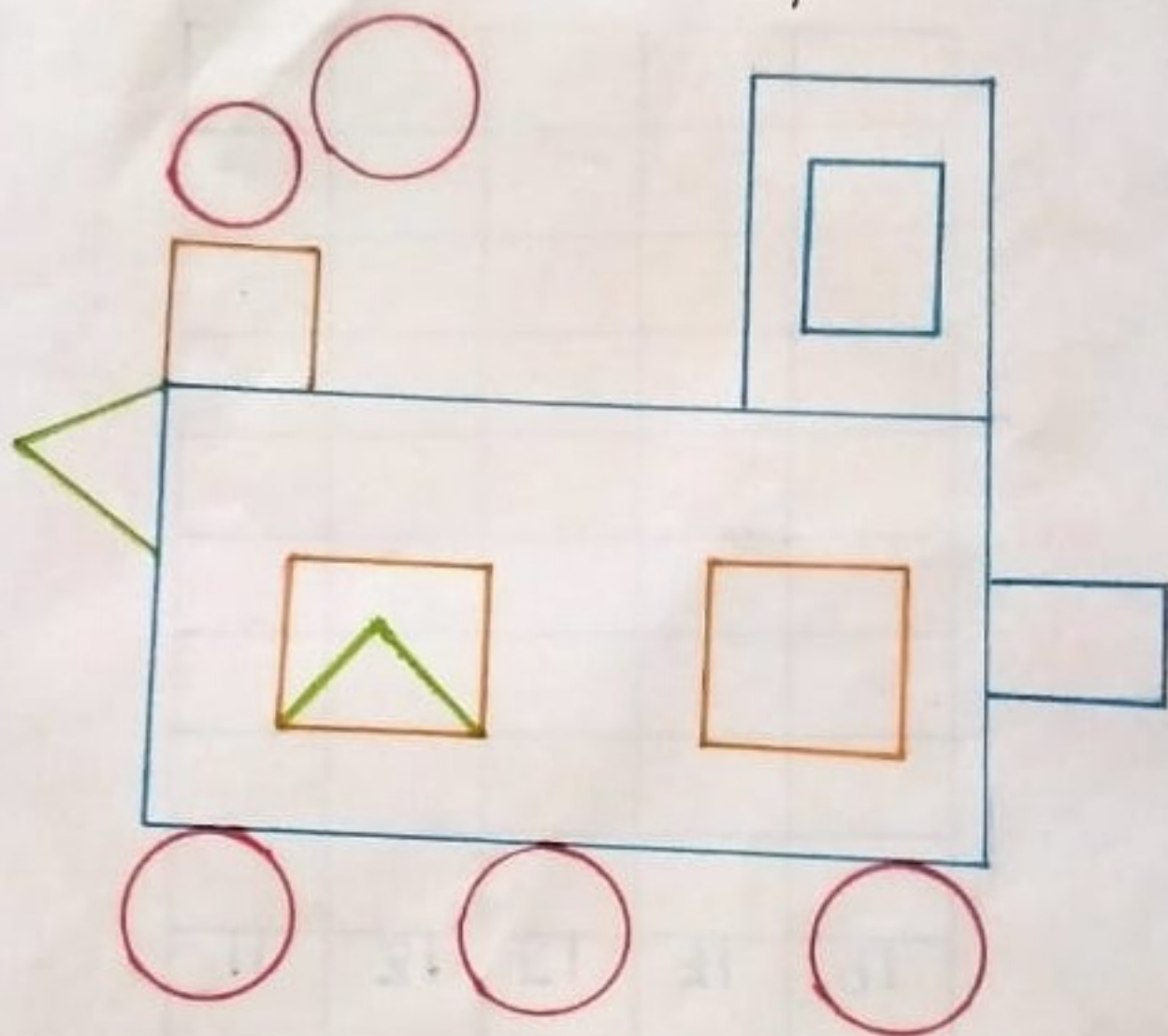


|   |   |   |
|---|---|---|
| 6 | 4 | 7 |
|---|---|---|



|   |   |   |
|---|---|---|
| 3 | 2 | 5 |
|---|---|---|

Colour the engine and also count and write the number of shapes.



Number of squares

Number of rectangles

Number of circles

Number of triangles

|  |
|--|
|  |
|  |
|  |
|  |

My Self

1.




1. I am a Boy/Girl.

2. My name is \_\_\_\_\_



3. I am \_\_\_\_\_ years old.

4. I read in \_\_\_\_\_ class.





2. Circle the things you see in your school.



3.

## BODY PARTS

Identify and match the body parts.

EAR

HAIR

EYE

NECK

MOUTH

NOSE

HAND

ARM

LEG

FOOT

