

CHANDER BHAN MEMORIAL PUBLIC SCHOOL

CLASS - U.K. 6

SUBJECT - English (Worksheet)

Name -

1. Write small alphabets :-


a (ऐ) b (बि) c (क) d (डि) e (इ)

f (फि) g (गि) h (हि) i (इ) j (जि)

k (क) l (ल) m (म) n (न) o (ऑ)

p (प) q (क्व) r (र) s (स) t (ट)

u (उ) v (व) w (व्ह) x (एक्स) y (थि)

z (जि)



DO MORE AND MORE PRACTICE OF SMALL ALPHABETS IN PROPER LINES.

2. Circle the matching small letters in each row.


S	c	s	e	h
L	v	l	o	b
N	x	c	n	s
A	a	e	u	o
P	v	p	w	n
M	d	k	m	a
O	o	n	f	t


3. What comes after :-

b 


a 


j 

f 

t 

c 

m 

o 

4. Write combination Letters :-

Aa - Zz

Aa

_____	_____	_____	_____	_____
_____	_____	_____	_____	_____
_____	_____	_____	_____	_____
_____	_____	_____	_____	_____
_____	_____	_____	_____	_____
_____	_____	_____	_____	_____

5. Circle the correct combination :-

Mm

Ss

Uw

Cc

Aa

Kk

Tt

Ff

Be

Nn

6. Write first letter of the picture :-




~~~~~



~~~~~



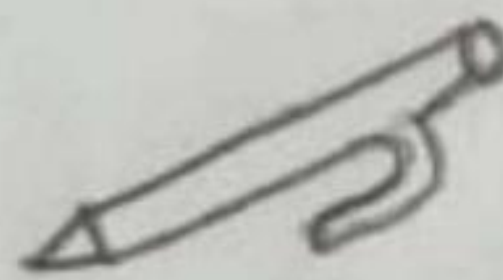
~~~~~



~~~~~



~~~~~



~~~~~

7. Join two letter words :-

M + y =

M + e =

B + y =

O + n =

I + t =

N + o =

H + e =

A + m =

चंद्रमान में मौरियल पब्लिक स्कूल


विषय - हिन्दी

अभ्यास पत्रिका (2)

कक्षा - यू.के.जी

नाम -

1. चित्रों को पहचानकर उचित व्यंजनों पर गोला लगाइए -



रा ल ड



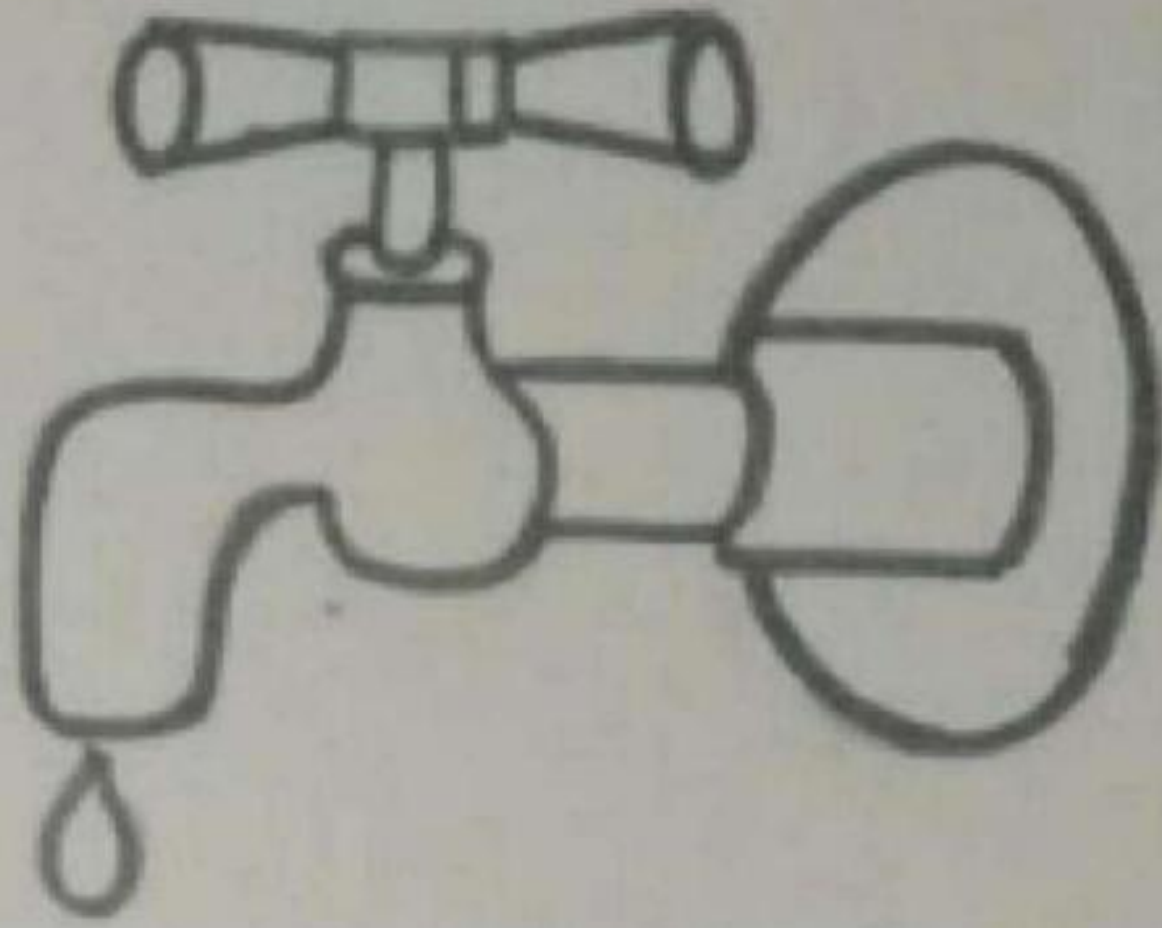
त ह च




घ क स

2. शब्द पढ़कर सही चित्र में रंग भरो -

पल



जवा



दस



3. चित्रों को देखिए और रिक्त स्थान भरकर वाक्य पूरा कीजिए-



पानी _____ भर ।



मिठाई _____ चखा ।


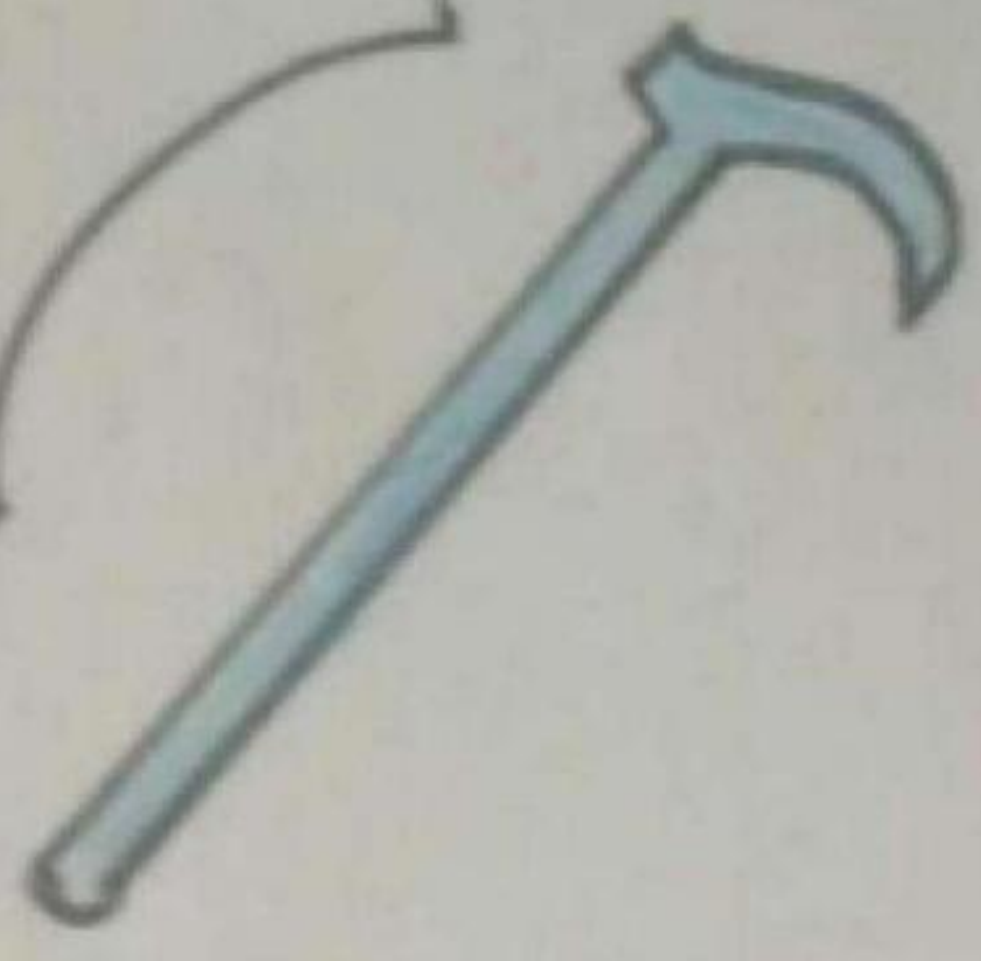


_____ तक चला ।




यश _____ रखा ।

५. वर्णों को पहचानकर चित्रों से मिलान करौ-



क






CHANDER BHAN MEMORIAL PUBLIC SCHOOL


MATHS WORKSHEET - 2

CLASS U.K.G


Write Missing numbers:-




What Comes before



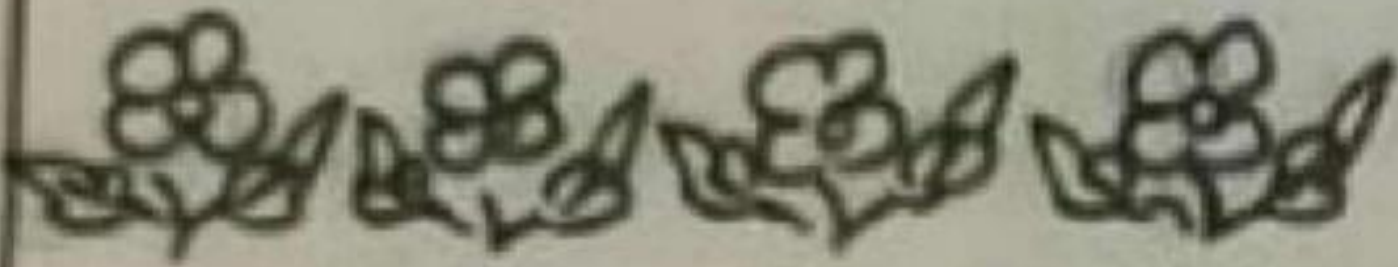
Count the pictures and circle the correct number



4	5	3
---	---	---

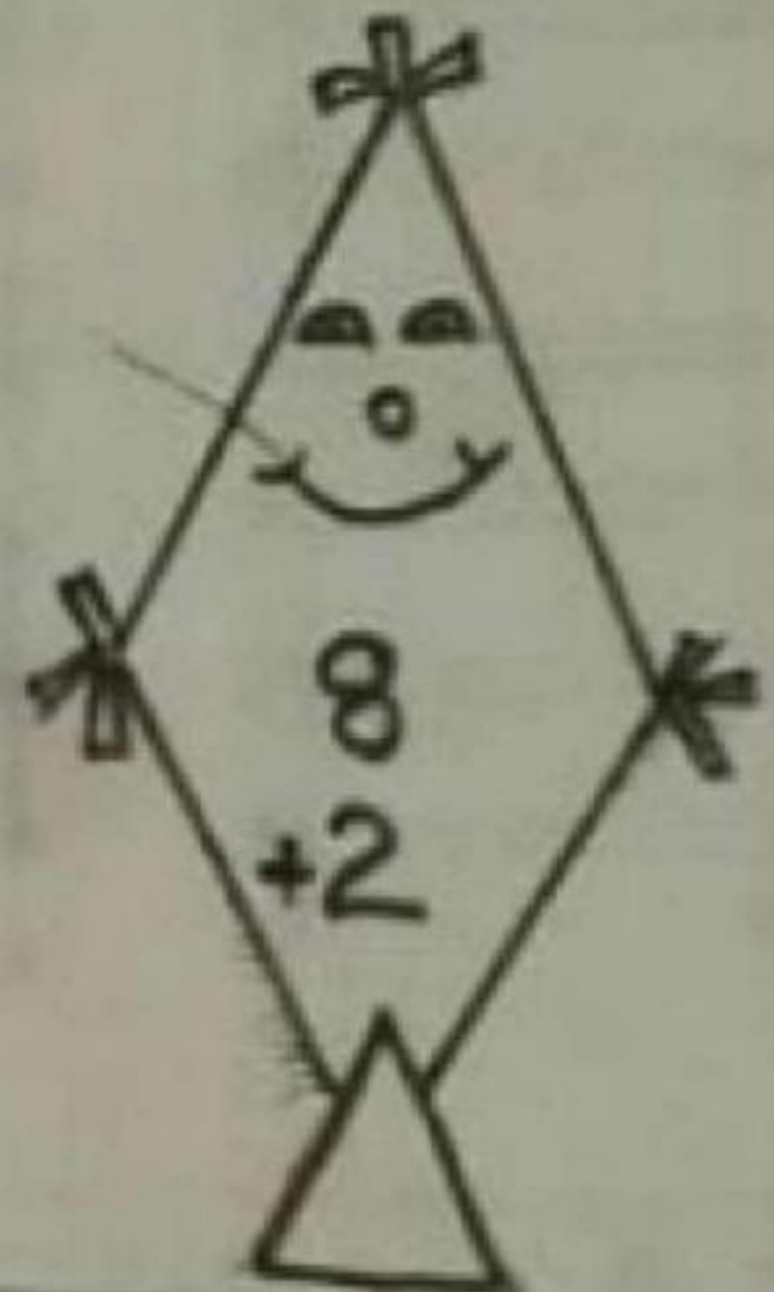
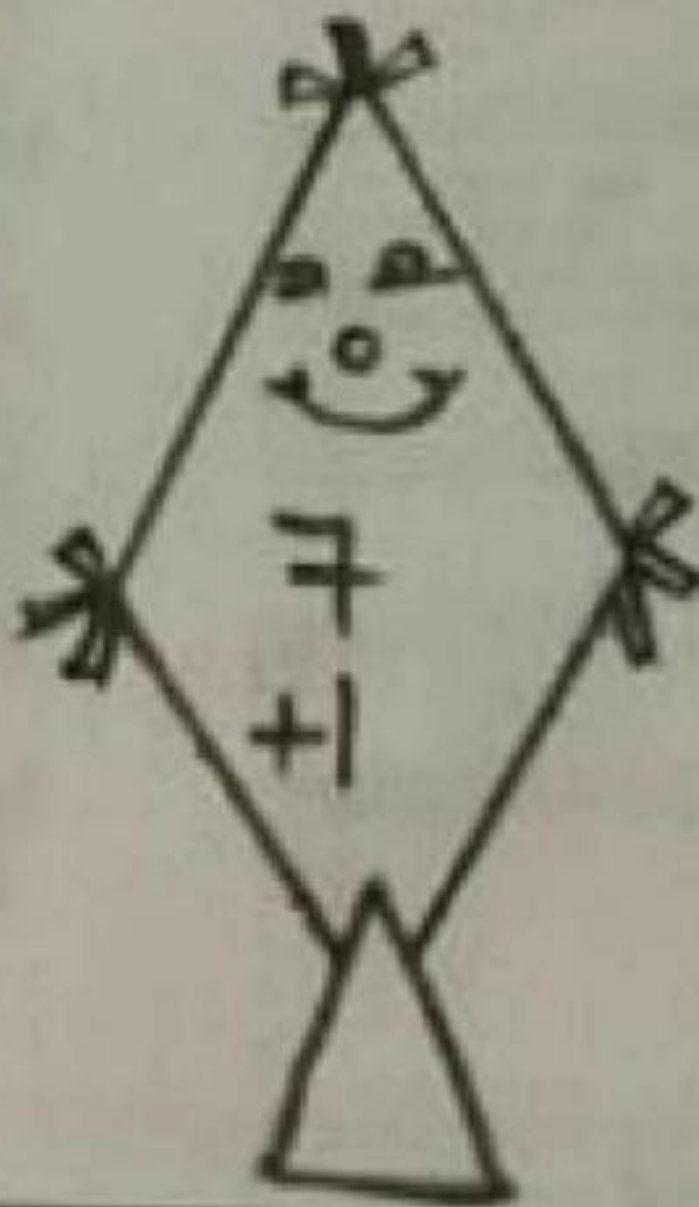
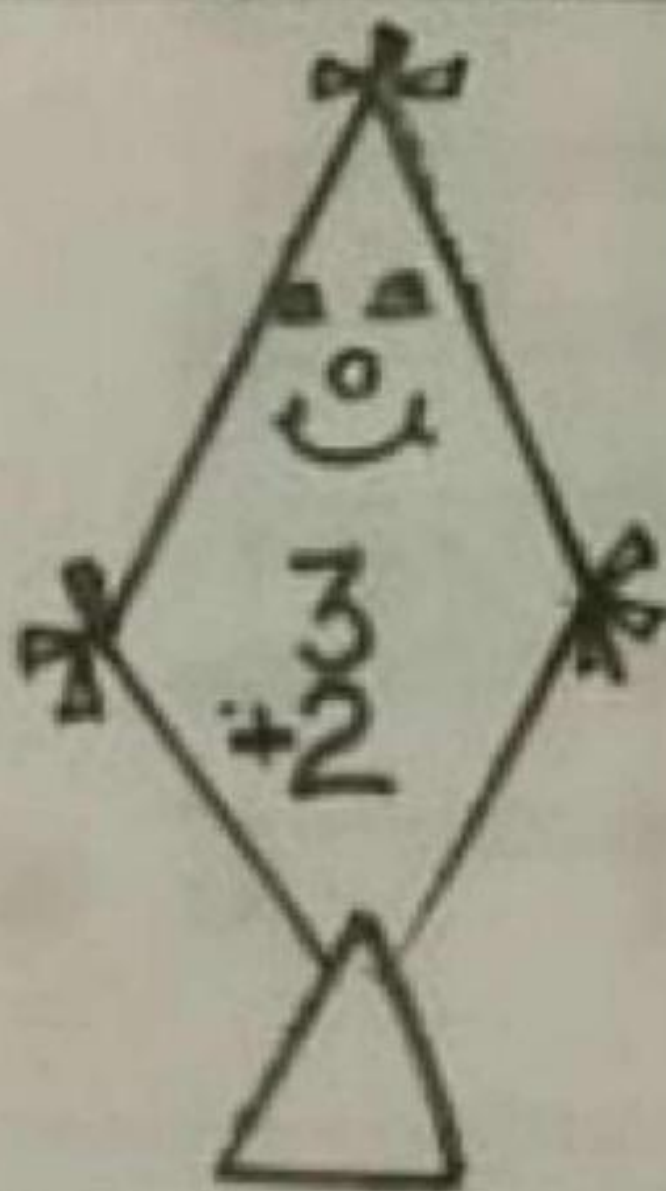



7	9	8
---	---	---






4	6	5
---	---	---

Sums of Addition:-



Sums of Subtraction:-



Draw Circles according to numbers.

5


2

Draw Triangle according to numbers.

3

4


Write the numbers that comes in between.



Tick the smallest and cross (x) the biggest.



Cross (x) the odd one.



CHANDER BHAN MEMORIAL PUBLIC SCHOOL

CLASS - U.K.G

SUBJECT - E.V.S (Worksheet)

My self



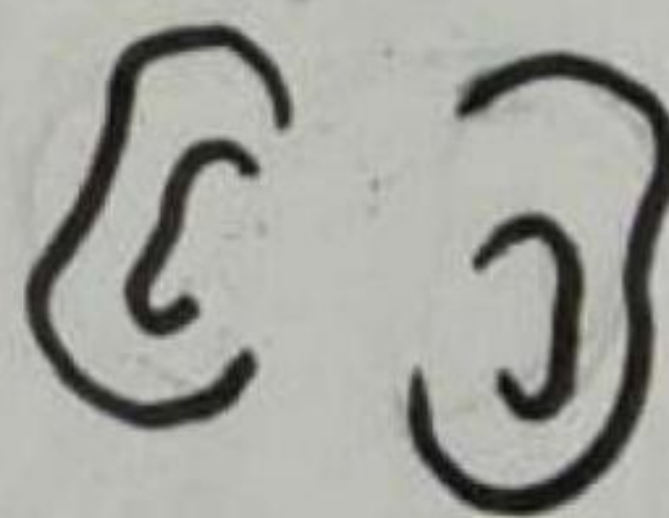

My name is

I am years old.

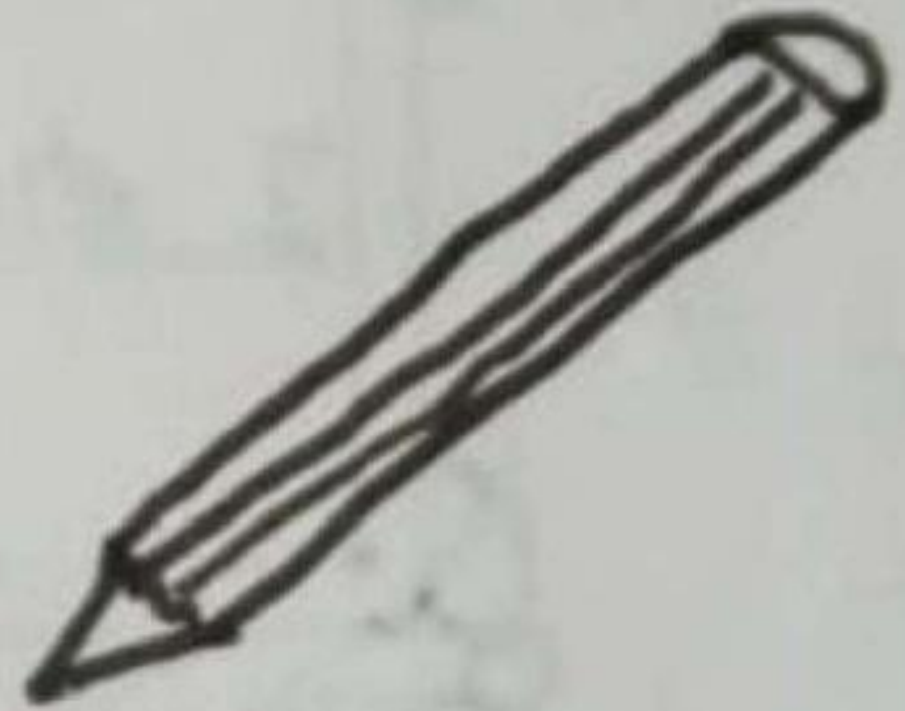

I study in class

Matching the body parts from the girl's picture.

Hand hand



Circle the things which are used in the class



This butterfly has many shapes. Colour it using different colours.

